



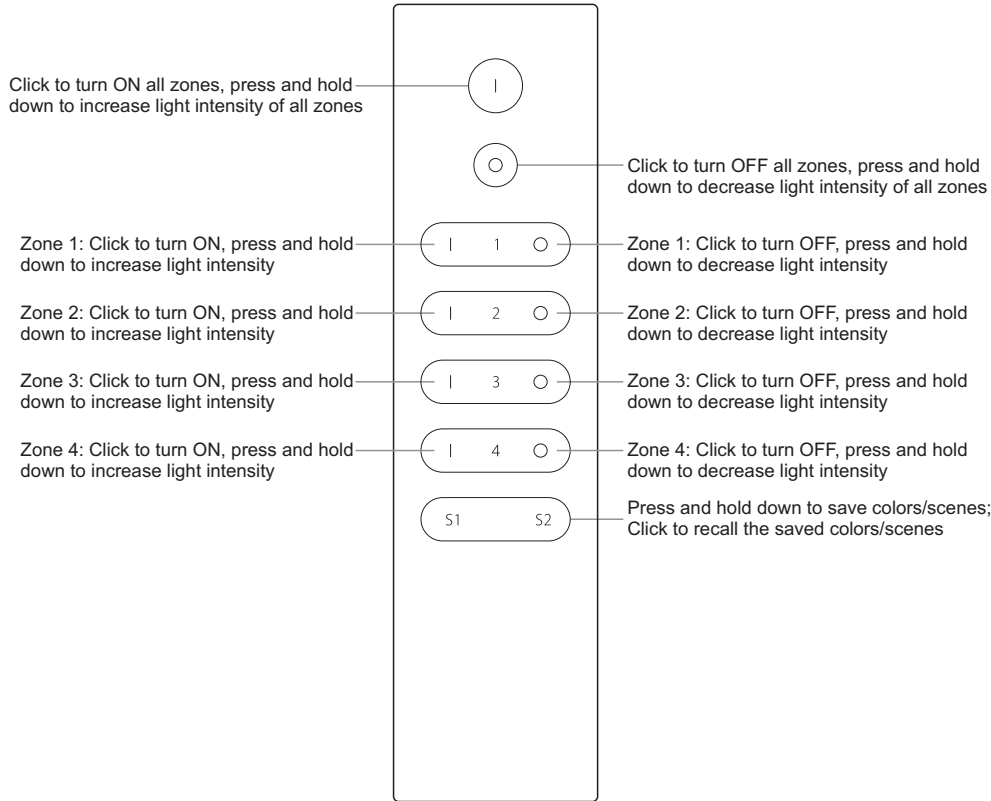
# RF Single Color Remote Controller



## MLC-2833N-Z4

**Important:** Read All Instructions Prior to Installation

### Function introduction



Front side



Back side

**Note:** Before the first use, please remove the protective film on the battery.

### Product Data

Output	RF signal
Operation Frequency	869.5/916.5/434MHz
Power Supply	3V(1xCR2025 battery)
Operating temperature	0-40°C
Relative humidity	8% to 80%
Dimensions	150x38.6x12mm

- Control 4 zones of receivers separately
- Single color controller
- Compatible with all universal series RF receivers
- 1 receiver can be paired by max 8 different remote controls.
- Waterproof grade: IP20

### Safety & Warnings

- This device contains a button lithium battery that shall be stored and disposed properly.
- DO NOT expose the device to moisture.

### Operation

#### 1. Pair with RF receivers:

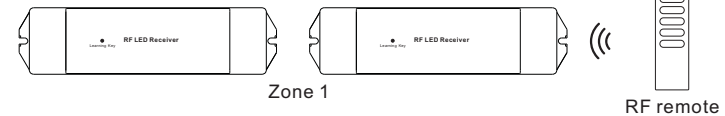
Turn on RF remote → Click "Learning Key" on RF receiver, or re-power on the receiver three times → Click I or O button of any zone → LED lights connected with the receiver flicker once → The receiver is paired with selected zone successfully.

#### 2. How to delete the pairing:


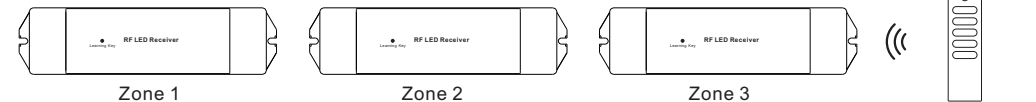
Press and hold down "Learning Key" on the receiver for over 3 seconds until connected LED lights flicker twice, which means the pairing is deleted successfully.

#### If you use multiple receivers, you have two choices:

Option 1: have all the receivers in the same zone, like zone 1



Option 2: have each receiver in a different zone, like zone 1, 2, 3 or 4



Magnetic Bracket