



VETi
Microwave Sensors

The MS362 automatically turns on lights or any electrical device within the sensors rated load. It detects through obstacles like doors, glass panels, and thin walls, with a 360° detection range when mounted on a ceiling and 180° when wall mounted, and adjustable settings for time, Lux level and sensitivity. Easily integrated into new or existing installations, it excels in detecting subtle movements over large areas compared to PIR sensors. With an IP54 rating, the sensor is intended for indoor or outdoor installations. Installation must be done by a qualified electrician.



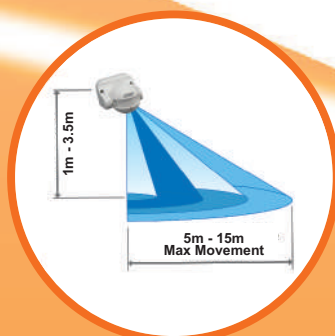
Product Specification

Function	Range
Detection Area	
Ceiling Installation	360°
Wall Installation	180°
Detection Distance	
Ceiling Installation	5m - 15m (Adjustable)
Wall Installation	5m - 15m (Adjustable)
Detection Motion Speed	0.6 to 1.5m/s
HF System	5.8GHz CW Radar, ISM Band
Ambient Light	<3 to 2000 Lux (Adjustable)
Installation Height	
Ceiling Installation	1m to 3.5m
Wall Installation	1m to 3.5m
Voltage	220 to 240V AC
Power Frequency	50/60Hz
Rated Load	
Incandescent	1200W
LED / CFL	600W
Time Delay	10 sec (±3 sec) to 12 min (±1 min)
Power Consumption	<0.9W
Mounting	Ceiling & Wall Mount
Working Temperature	-20°C to 40°C
Working Humidity	<93% RH
IP Rating	IP54 Indoor & Outdoor Installation (Outdoor Installation under cover)
Standards	IEC 60669-1 / 60669-2-1 AS/NZS 60669.1 / 60669.2.1

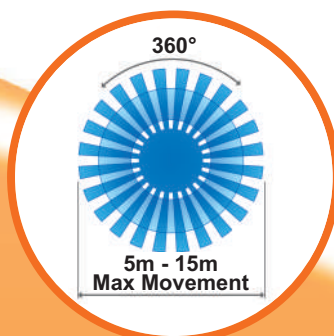
Sensor Information



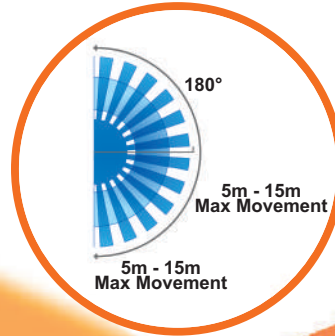
Ceiling Installation



Wall Installation



360° Detection Range



180° Detection Range

MS362 | **Microwave Motion Sensor**

Contact Us
South Africa

www.major-tech.com sales@major-tech.com

Australia

www.majortech.com.au info@majortech.com.au